

Alu-Cab™

ULTIMATE OVERLAND PRODUCTS

TENTS • AWNINGS • CAMPERS • CANOPIES • ACCESSORIES

Distributed by  **IRONMAN**
4x4





Our journey to overland and adventure began more than 20 years ago with the release of the first-ever aluminium canopy, designed for off-road use.

Overtime, we've strengthened and refined our core range, while adding new innovative vehicle accessories and conversions for the ultimate overland adventure.

To this day, all Alu-Cab products are designed, engineered and hand-crafted in South Africa, ensuring integrity and quality in each and every detail.

With literally millions of off-road miles travelled across Africa, Australia, Europe, and the Americas, we invite you to join the #Overland Evolution with Alu-Cab.



All prices quoted do not include freight or fitting (unless specified) are inclusive of GST and are subject to change without notice. Some products may vary depending on vehicle model.

Roof Top Tents and Awnings



*“While aluminium canopies defined
our origins, it’s the way we’ve refined,
strengthened and accessorised our
canopies that’s unleashed the true
power of Alu-Cab”*

Jeremy Bergh, CEO & Founder





GENERATION 3.1 EXPEDITION TENT **\$6,290**

FUNCTIONAL COMFORT AND CONVENIENCE

- Designed for single person set up, opening and closing in seconds
- Manufactured from dual layer 400gsm UV resistant rip stop canvas with sealed seams
- Internal LED lights, USB ports and 12V sockets
- 3 zippered access points feature midge proof mesh screens
- Roof load rated to carry 50kg
- Quick release comfort telescopic ladder stows inside tent

TECHNICAL SPECS

LENGTH:

Internal: 2100mm L x 1300mm W
External: 2300mm L x 1400mm W

HEIGHT:

Closed: 210mm (front) / 280mm (rear)
Open: 2000mm (external) / 1600mm (internal)

WEIGHT:

88kg (approx)

MATTRESS:

70mm high density foam

COLOURS:

Silver or Black



SIDE ENTRANCE RAIN COVER \$310

- Manufactured from 315gsm rip stop canvas with sealed seams
- Provides further protection from the elements
- Compatible to suit Gen 3 and 3.1 Expedition Tent, mounting to either left or right hand side entry ways
- Rolls up for easy set up and pack up



REMOVEABLE GRAB HANDLE \$57

- Provides assistance when accessing the roof of the Gen 3 and 3.1 Expedition Tent
- Grab handle side mounting bracket included, additional tent side mounting brackets available separately
- Black textured smooth finish



TELESCOPIC LADDER \$350

- Height adjustable allowing for various fitment heights
- Broad and angled rungs for comfortable climbing
- Load rated to 150kg

270° SHADOW AWNING \$2,190

SINGLE PERSON OPERATION

- Free standing awning, designed for single person set up
- Lightweight aluminium construction
- Manufactured from 315gsm heat reflective canvas
- Integrated drop down leg, guy ropes and pegs for windy conditions
- Awning stowes in heavy duty zippered PVC bag

TECHNICAL SPECS

SIZE:

Closed: 2600mm L x 135mm W x 220mm H

WEIGHT:

24kg approx

SHADE:

10m² when open

ORIENTATION:

Left or right hand side fitment available

MOUNTING BRACKETS:

Various options available





270° SHADOW AWNING MOUNTING BRACKETS from \$105

- Manufactured from stainless steel
- Available to suit the Alu-Cab range and a range of popular roof racks and cross bars



270° SHADOW AWNING SIDE WALL KIT \$2,490

- Provides complete privacy and protection from the elements
- Features 3 windows and main entrance door
- Manufactured from 190gsm ripstop canvas
- Attaches via heavy duty velcro
- Includes 2 additional support poles for integration

TECHNICAL SPECS

BAG SIZE:

600mm L x 300mm W x 300mm H

WEIGHT:

15.2kg approx

MOUNT HEIGHT:

1900mm - 2100mm



270° SHADOW AWNING GUTTER KIT \$185

- Providing further protection from the elements, closing the gap between rear of vehicle and awning
- Attaches via supplied sail track and heavy duty velcro
- Compatible to suit Expedition Roof Top Tent, Canopy Camper, Hercules and Icarus Roof Conversion, and Explorer Canopy



270° SHADOW AWNING STORM KIT \$115

- Provides additional anchorage in strong winds and stormy conditions
- Prevents rain water pooling on awning canvas
- Quick and simple setup

TECHNICAL SPECS

BAG SIZE:

340mm L x 50mm W x 185mm H



270° SHADOW AWNING POLE KIT \$119

- Provides additional support to the 270° Shadow Awning when needed
- Integrates with 270° Shadow Awning arms as a drop down pole for easy set up and pack up
- Includes 2 height-adjustable poles



Canopy Camper and Canopies

“Hand-Crafted in South Africa, every Alu-Cab product is manufactured under the strictest conditions to ensure quality, integrity and durability”

Warwick Leslie, Managing Director





Alu-Cab

DW 17 ZB GP

62 ZA



CANOPY CAMPER - DELUXE

\$21,935 (Dual Cab) \$22,235 (Extra Cab)

- Easy access vertical rear door with heavy duty hinges allows fitment of 33" spare wheel
- Manufactured from dual layer 400gsm UV resistant rip stop canvas with sealed seams
- Internal LED lights, USB ports, 12V sockets and solar pre-wired
- Bedding can remain in place when tent roof is closed, or when bed is flipped up for ample internal living space
- Oversized gullwing canopy doors allow unobstructed access
- Roof load rated to carry 50kg

INCLUDES

270° Shadow Awning and Mounting Bracket, Twin Midge Net Kit, Canvas Pockets, Molle Plate and Fitment Kit

TO SUIT DUAL CAB

Ford Ranger 2012+
Holden Colorado 2012+
Isuzu D-Max 2012+
Jeep Gladiator 2020+
Mazda BT50 2012+
Nissan NP300 2016-2019
Toyota Hilux SR5 2005+
Volkswagen Amarok 2010+

TO SUIT EXTRA CAB

Ford Ranger 2012+
Mazda BT50 2012-2019
Toyota Hilux SR5 2005+

TECHNICAL SPECS

CLOSED:

2865mm L x 1600mm W x 1365mm H

HEIGHT OPEN:

2520mm

BED SIZE:

2600mm L x 1340mm W

WEIGHT SHELL:

250kg approx

MATTRESS:

70mm high density foam

COLOURS:

Silver or Black

ACCESSORIES OVER PAGE



CANOPY CAMPER - DELUXE ACCESSORIES



SPARE WHEEL BRACKET \$315

- Multi fit spare wheel PCD stud system layout provides flexibility for various rim mounting
- Designed to suit canopy camper with fitment of up to a 33" wheel
- Clamping feature allows wheel to be securely held in place, removing vibrations that can lead to part failure
- Ability to tighten wheel against the wheel bracket

TECHNICAL SPECS

WEIGHT:

8.8kg approx



WATER TANK & CANVAS POCKET KIT \$1,485

- Manufactured from food grade UV stabilised LLDPE, ensures clean, taste free water
- 50L water tank capacity
- Designed to mount internally up front in both dual cab and extra cab canopy campers maximising space
- Four brass 1/2" female ports are located in each corner to suit various requirements
- Stainless steel mounting hardware, breather assembly, outlet fittings and lockable tap supplied

TECHNICAL SPECS


SIZE:

1468mm L x 150mm W x 665mm H

WEIGHT:

24kg (empty) 74kg (full)

Not compatible with Toyota Landcruiser



CANOPY CAMPER SIDE DOOR GRID \$425

- Providing quick and easy access to organised gear when you need it most
- Designed to mount internally to the underside of the canopy camper gull wing side door
- Includes replacement side door gas struts to assist opening with the added weight
- Load rated to 20kg

TECHNICAL SPECS

SIZE:

1158mm L x 495.5mm W

WEIGHT:

4kg approx



CANOPY CAMPER MIDGE NET **\$340 - \$430**

- Available as a kit to suit Canopy Camper windows or a kit to suit the Canopy Camper rear door
- Keeps midges, and bugs out whilst allowing fresh air inside
- Includes heavy duty canvas block outs, which can be rolled up
- Attaches via self adhesive velcro
- Midge netting features heavy duty zippered opening, which can be rolled up

\$340 Canopy Camper Window Midge Net Kit (x2)

\$430 Rear Door Kit

TECHNICAL SPECS

SIZE:

Canopy window (x2) kit: 1420mm L x 600mm H
Canopy rear door kit : 1170mm L x 980mm W

Compatible with dual cab and extra cab canopy campers

CANOPY CAMPER TABLE SLIDE **\$355**

- Lightweight aluminium construction
- Maximising unutilised space, mounting to the underside of the canopy camper above the vehicles cabin

TECHNICAL SPECS

SIZE:

1443mm L x 771mm W x 44mm H

Compatible with:

Ford Ranger 2012+
Isuzu D-Max 2020+
Mazda BT50 2012-2019
Toyota Hilux SR5 2005+

*Table not included

EXPLORER CANOPIES

\$4,500 (Dual Cab) \$4,900 (Extra Cab)

- Aluminium construction, superior strength to weight ratio
- Centre flex water proof hinges to prevent rain dripping in when doors are opened
- Oversized gullwing canopy doors with keyed alike tamper proof locks
- Integrated roof rails for easy installation of roof rack or cross bars
- Roof load rated to carry 150kg

TECHNICAL SPECS

Available to suit a range of dual and extra cab vehicles

WEIGHT:

Dual Cab: 60kg approx

Extra Cab: 70kg approx

COLOURS:

Black or Silver in a Tread or Smooth finish

Sliding side and front windows optional \$272 each





ACCESSORIES OVER PAGE



EXPLORER CANOPIES ACCESSORIES



CUPBOARDS \$395 - \$699

- Lightweight, strong, aluminium and 304 food grade stainless steel construction
- Maximises space utilisation
- Access a useful amount of storage space without having to reach inside the canopy load bin
- Available in 2 sizes

\$395 750mm cupboard to suit standard

\$699 1250mm cupboard to suit standard

TECHNICAL SPECS

SIZE:

750mm L x 440mm W x 275mm H

WEIGHT:

6kg approx

SIZE:

1250mm x L x 440mm W x 275mm H

WEIGHT:

7kg approx

CUPBOARD - RECOVERY KITTING \$520

- Lightweight, strong, aluminium and 304 food grade stainless steel construction
- Cupboard backing features a grid design allowing you to secure essential gear in place
- Features cargo rail extrusions providing various tie down points with the use of M8 eye nuts and straps

TECHNICAL SPECS

SIZE:

750mm L x 440mm W x 275mm H

WEIGHT:

11kg approx

CUPBOARD - KITCHEN KITTING \$1,340

- Lightweight, strong, aluminium and 304 food grade stainless steel construction
- Geared with the essentials to serve four people


TECHNICAL SPECS

SIZE:

750mm L x 440mm W x 275mm H

WEIGHT:

15kg approx



CANOPY TABLE BRACKETS \$125

- Maximises space utilisation
- Mounting to the underside of the canopy roof, allowing you to store the Alu-Table out of the way



CANOPY SECURITY WINDOW GRID \$240

- Acts as a protective safety barrier
- Heavy duty steel grid and alloy brackets powder-coated black
- Secures to the interior window of Explorer canopies

TECHNICAL SPECS

SIZE:

1045mm L x 366mm H x 8mm W

WEIGHT:

2.5kg approx

Not compatible with Mitsubishi Triton, and Toyota Landcruiser

Roof Top Conversions





“Simple, lightweight and versatile our conversions redefined the roof-top tent experience”

Jeremy Bergh, CEO & Founder





HERCULES ROOF CONVERSION **\$14,750***

***INCLUDES FITMENT AND ENGINEER SIGN OFF**

- Aerodynamic aluminium construction, designed for single person set up, opening and closing in seconds
- Manufactured from dual layer 400gram UV resistant rip stop canvas with sealed seams
- Internal LED lights
- Bedding can remain in place when tent roof is closed, or when bed is flipped up for ample internal living space
- Roof load rated to carry 50kg

TECHNICAL SPECS

CLOSED:

2835mm L x 1420mm W x 225mm H

ADDED HEIGHT:

140mm

BED SIZE:

2400mm L x 70mm W x 1160mm H

COLOURS:

Black, White or Sandy Taupe



ICARUS ROOF CONVERSION **\$15,000***

***INCLUDES FITMENT AND ENGINEER SIGN OFF**

- Aerodynamic aluminium construction, designed for single person set up, opening and closing in seconds
- Manufactured from dual layer 400gram UV resistant rip stop canvas with sealed seams
- Internal LED lights
- Bedding can remain in place when tent roof is closed, or when bed is flipped up for ample internal living space
- Roof load rated to carry 50kg

TECHNICAL SPECS

CLOSED:

2815mm L x 1470mm W x 390mm H

ADDED HEIGHT:

180mm

BED SIZE:

2370mm L x 70mm W x 1250mm H

COLOURS:

Black or White





Alu-Cab Accessories





“Space and weight are the two greatest hurdles facing overland travellers - our accessory range can help you solve both”

Jeremy Burgh, CEO & Founder

ACCESSORIES



LOAD BARS **\$195 - \$215**

- Lightweight, strong, aluminium construction
- 3 unique 8mm bolt/nut channels provide a number of opportunities to attach gear to the load bar
- Static load rated to 200kg
- Set of 2 load bars, available in 2 lengths - 1250mm / 1450mm
- Optional mounting feet available, low profile, high profile, and extra high profile

\$195 1250mm L

\$215 1450mm L

\$63 Low Profile Feet 3mm H

\$100 High Profile Feet 40mm H

\$115 Extra High Profile Feet 60mm H

TECHNICAL SPECS

SIZE 1250mm:

1250mm L x 70mm W x 20mm H

SIZE 1250MM:

1450mm L x 70mm W x 20mm H

STATIC LOAD RATING:

200kg

COLOURS:

Black or Silver

SHOWER CUBE **\$799**

- Lightweight aluminium and stainless steel construction
- Quick dry shower curtain with built in base weights
- Side entry access points
- Adjustable tie down points to accommodate varying vehicle ride heights
- Shower cube stows in heavy duty zippered PVC bag

TECHNICAL SPECS

SIZE:

Closed: 1055mm L x 119mm W x 187mm H

Open: 1096mm L x 929mm W x 1917mm H

WEIGHT:

9kg

ORIENTATION:

Left or right hand side fitment available

MOUNTING BRACKETS:

Various options available

SHOWER CUBE MOUNTING BRACKETS from **\$110**

- Manufactured from stainless steel
- Available to suit the Alu-Cab range and a range of popular roof racks and cross bars



TILTING FRIDGE SLIDES **\$650 - \$725**

- Lightweight, strong, aluminium / stainless steel construction
- Operates as a straight slide out, or slide out and tilt
- Tilting option allows for easier access to fridge
- Double locking pins secure the slide firmly in place
- Available in 3 sizes

TECHNICAL SPECS

SIZE:

FS1 (COMMONLY SUITS 45-60L) \$650

External dimensions: 782mm L x 525mm W

Internal dimensions: 720mm L x 440mm W

WEIGHT:

10kg approx

FS2 (COMMONLY SUITS 60-70L) \$700

External dimensions: 863mm L x 585mm W

Internal dimensions: 800mm L x 500mm W

WEIGHT:

11kg approx


FS3 (COMMONLY SUITS 80L) \$725

External dimensions: 963mm L x 635mm W

Internal dimensions: 900mm L x 550mm W

WEIGHT:

12kg approx



ROOF RACK TRAY **\$550**

- Provides additional storage space for lightweight bulky items that are difficult to fit in the cabin of a vehicle
- Lightweight, strong, aluminium construction
- Mounts together with the Alu-Cab Load Bars (load bars not included)
- Load rated to 100kg
- Optional Alu-Table mount compatibility to the underside of the roof rack tray with use of the Extra High Profile Feet

TECHNICAL SPECS

SIZE:

Internal dimensions: 1252mm L x 780mm W x 33mm H

WEIGHT:

10kg approx

ACCESSORIES



STORAGE ROOF BOX **\$1,385 - \$1,440**

- Fully sealed units allows you to safely stow extra gear away from the elements
- Lightweight, strong, aluminium construction
- Mounts together with the Alu-Cab Load Bars (load bars not included)
- Sophisticated opening and closing lever system allows you to access the box from one side
- Available in 2 sizes - 200L or 250L

\$1,385 SMALL 200L

\$1,440 LARGE 250L

TECHNICAL SPECS

SIZE 200L:

1305mm L x 330mm W x 533mm H

WEIGHT:

19.5kg approx

SIZE 250L:

1305mm L x 330mm W x 705mm H

WEIGHT:

21kg approx



JERRY CAN HOLDER **\$480**

- Lightweight, strong, aluminium / stainless steel construction
- Features quick release stainless steel locking strap and locking catch
- Designed to suit a 20L jerry can
- Mounts vertically or horizontally

TECHNICAL SPECS

SIZE:

360mm L x 215mm W x 550mm H

WEIGHT:

3.2kg



ALU-TABLE **\$450**

- Lightweight, strong, aluminium construction
- Opens and closes via gas struts reducing set up and pack down effort
- Table top features rigidised aluminium providing a sturdy surface and high heat resistance for cooking preparation

TECHNICAL SPECS

SIZE:

Closed: 1175mm L x 750mm W x 28mm H

Open: 1175mm L x 750mm W x 770mm H

WEIGHT:

7.5kg approx



SIDE SLIDE PREP TABLE \$460

- Lightweight, strong, aluminium construction
- Quickly attaches to the side of canopy or canopy camper via alloy sail track
- Providing handy bench space for those quick roadside coffee stops
- Stows internally to the underside of the canopy gull wing side door with supplied bracket

TECHNICAL SPECS

SIZE:

Closed: 600mm L x 300mm W x 40mm H
Working space: 600mm L x 300mm W

RECOVERY TRAX BRACKET \$615

- Lightweight, strong, aluminium / stainless steel construction
- Quick release handle, makes for quick access
- Designed to mount to the Alu-Cab Roof Box, roof racks or the side of your vehicle
- Padlock compatibility
- Able to hold up to four Recovery Tracks

TECHNICAL SPECS

SIZE:

External: 370mm L x 505mm W
Internal: 1270mm x 375mm x 84mm H



VICTORIA

2-8 Bessemer Drive,
Dandenong South, VIC 3175

NEW SOUTH WALES*

22 Yilen Close,
Beresfield, NSW 2322

QUEENSLAND

160 Robinson Road East,
Geebung, QLD 4034

QUEENSLAND*

127 Crocodile Crescent,
Townsville, Queensland 4818

SOUTH AUSTRALIA*

36 Millers Road,
Wingfield, SA 5013

WESTERN AUSTRALIA

Cnr Baile Road and Craft Street,
Canning Vale, WA 6153

* Distribution centre only

Distributed by



PRODUCTS AVAILABLE FROM OVER 800 STORES AUSTRALIA-WIDE
FOR YOUR NEAREST DISTRIBUTOR, CALL 1300 731 137 OR VISIT US AT
www.alu-cab.com.au

